

PRESTO



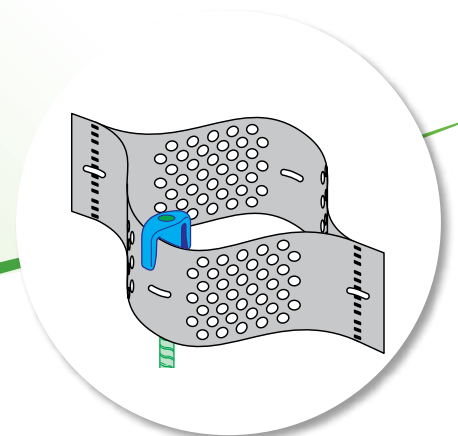
INSTALLATION GUIDE

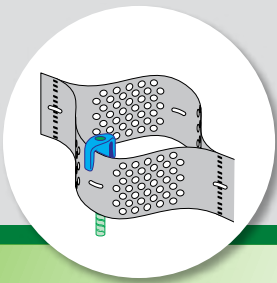
■ **simplified**



GEOWEB® Slope Protection System

■ **ATRA® Anchor Connection**






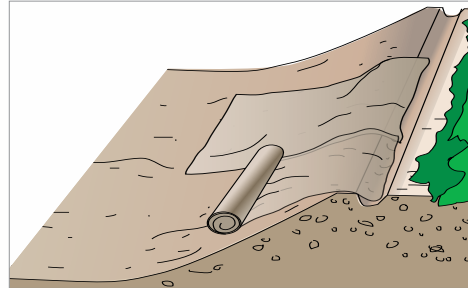
GEOWEB® Slope Protection System

■ ATRA® Anchor Connection

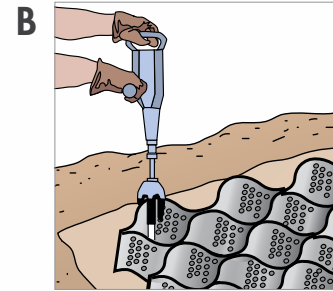
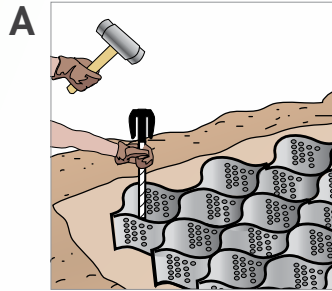
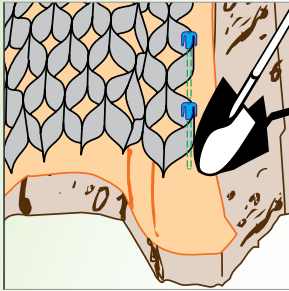
1 Prepare subgrade. Remove debris, rocks.



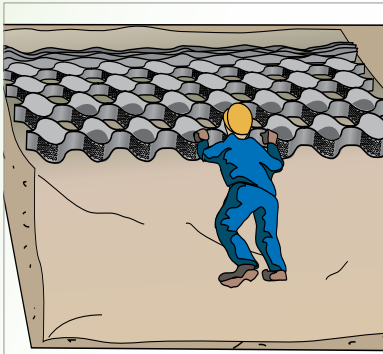
2 Install geotextile with overlaps (per manufacturer's recommendations if required)



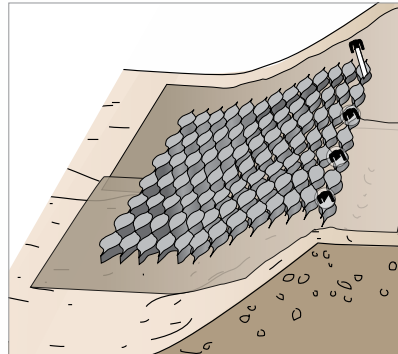
3 Secure sections with ATRA® anchors at the top of the slope. See options A, B.



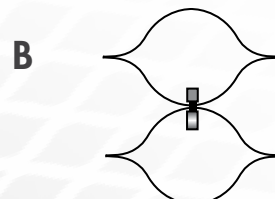
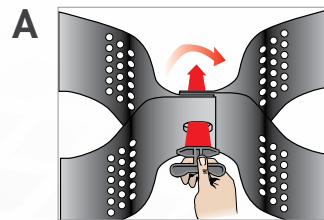
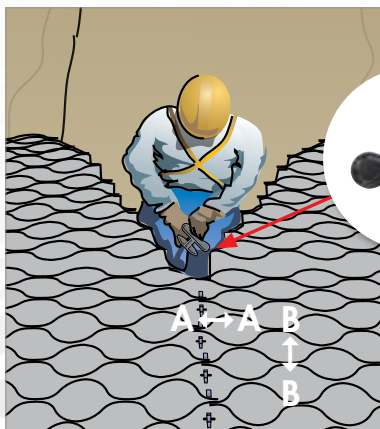
4 Expand sections down the slope.



5 Fully expanded GEOWEB® section.



6 Connect GEOWEB® sections with ATRA® keys. Connect side to side (A) and end to end (B).

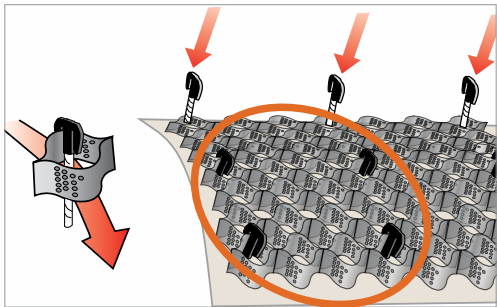


IMPORTANT NOTE:

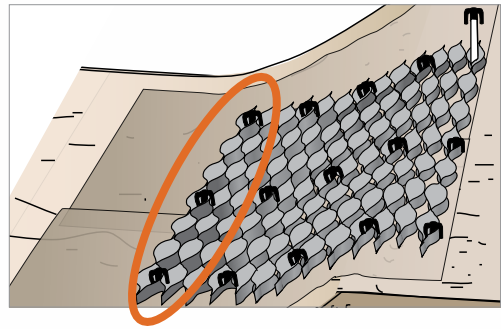
The simplified installation guide provided by Presto GEOSYSTEMS® is intended as a general guideline only. The contractor should follow contract plans and specifications and refer to detailed installation guidelines for more information: See www.prestogeo.com/installation



7 Install internal ATRA® anchors *per design*.

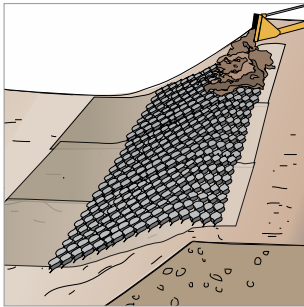


8 Install anchors at the bottom (toe) of the slope.

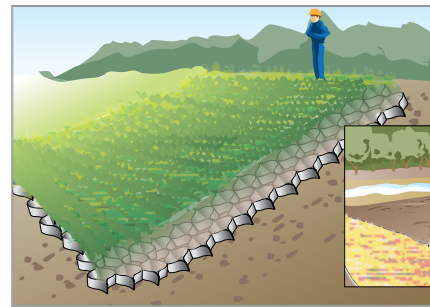



9 Place infill from the top of the slope. Use equipment suitable for infill placement. See options A, B, C.

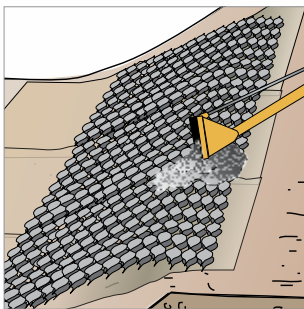
A




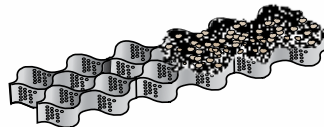
Topsoil & Erosion Control Blanket



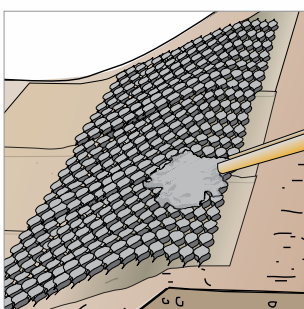
B





Aggregate



C



Concrete





GEOSYSTEMS®

MATERIAL LIST

ATRA® ANCHOR



ATRA® KEY



LIMITED WARRANTY

Presto GEOSYSTEMS® warrants each GEOWEB® section which it ships to be free from defects in materials and workmanship at the time of manufacture. Presto's exclusive liability under this warranty or otherwise will be to furnish without charge to Presto's customer at the original f.o.b. point a replacement for any section which proves to be defective under normal use and service during the 10-year period which begins on the date of shipment by Presto. Presto reserves the right to inspect any allegedly defective section in order to verify the defect and ascertain its cause.

This warranty does not cover defects attributable to causes or occurrences beyond Presto's control and unrelated to the manufacturing process, including, but not limited to, abuse, misuse, mishandling, neglect, improper storage, improper installation, improper alteration or improper application.

PRESTO MAKES NO OTHER WARRANTIES, EXPRESS OR IMPLIED, WRITTEN OR ORAL, INCLUDING, BUT NOT LIMITED TO, ANY WARRANTIES OR MERCHANTABILITY OR FITNESS FOR ANY PARTICULAR PURPOSE, IN CONNECTION WITH THE GEOWEB® SYSTEM. IN NO EVENT SHALL PRESTO BE LIABLE FOR ANY SPECIAL, INDIRECT, INCIDENTAL OR CONSEQUENTIAL DAMAGES FOR THE BREACH OF ANY EXPRESS OR IMPLIED WARRANTY OR FOR ANY OTHER REASON, INCLUDING NEGLIGENCE, IN CONNECTION WITH THE GEOWEB® SYSTEM.

GEOSYSTEMS®, GEOWEB®, and ATRA® are registered trademarks of Reynolds Presto Products Inc.

DISTRIBUTED BY:



PRESTO GEOSYSTEMS®

P.O. Box 2399

670 North Perkins Street

Appleton, Wisconsin 54912-2399, USA

P: 920-738-1328

TF: 800-548-3424

F: 920-738-1222

E: info@prestogeo.com

www.prestogeo.com

GWSL000-1 NOV 2014
AP-7684